



# UMWD-06516-6DH

DualPol® Antenna

**Decibel®**  
Base Station Antennas

- Continuous wideband operation 1710 to 2170 MHz
- State of the art radiating elements
- Excellent upper side lobe suppression for interference reduction
- Rugged, reliable design with excellent PIM suppression

## ELECTRICAL

Frequency (MHz) :	1710 - 1880	1850 - 1990	1920 - 2170
Polarization :	±45°	±45°	±45°
Gain (dBd/dBi) :	15.2/17.3	15.4/17.5	15.5/17.6
Azimuth BW (Deg.):	65	65	65
Elevation BW (Deg.):	7	6.5	6
Beam Tilt (Deg.):	6	6	6
USLS* (dB) :	16	17	17
Front-To-Back Ratio* (dB) :	25	25	25
Isolation (dB) :	>30	>30	>30
VSWR :	<1.5:1	<1.5:1	<1.5:1
PIM3 @ 2 x 20w (dBc) :	-150	-150	-150
Max. Input Power (Watts) :	250	250	250
Impedance (Ohms) :	50	50	50
Lightning Protection :	DC Ground	DC Ground	DC Ground

## MECHANICAL

Weight :	5.9 kg (13.2 lb)
Dimensions (LxWxD) :	1,392 x 173 x 89 mm (54.8 x 6.8 x 3.5 in)
Max. Wind Area :	0.12 m <sup>2</sup> (1.3 ft <sup>2</sup> )
Max. Wind Load (@ 100 mph) :	449.2 N (101 lbf)
Max. Wind Speed :	241 km/h (150 mph)
Hardware Material :	Galvanized Steel
Connector Type :	7-16 DIN - Female (2, Bottom)
Color :	Off White
Standard Mounting Hardware :	602030A
WeatherShield™ Enclosure: (Must order separately)	AWE-A12





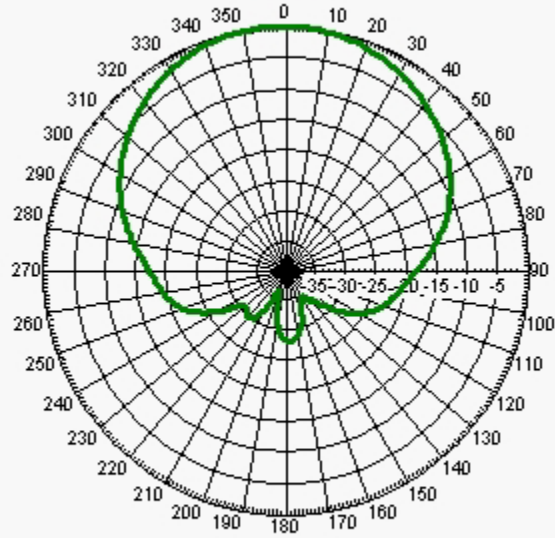
# UMWD-06516-6DH

DualPol® Antenna

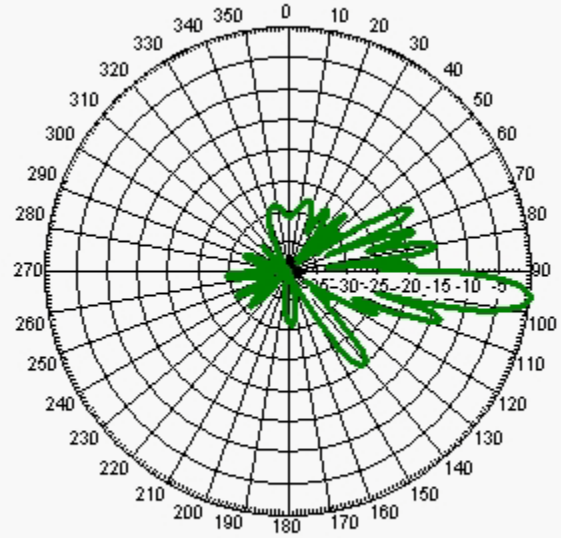
**Decibel®**  
Base Station Antennas

## AZIMUTH PATTERN

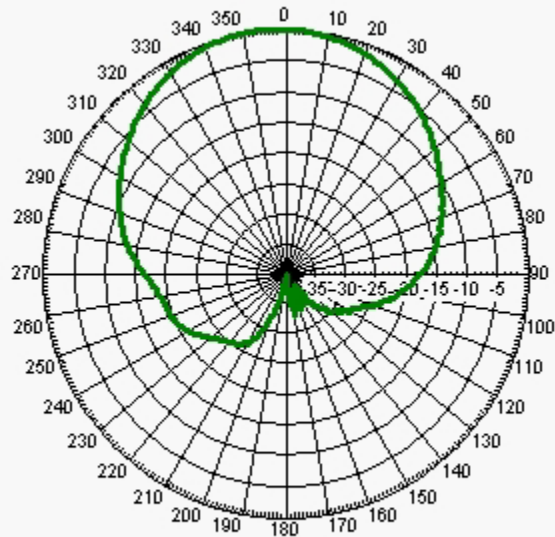
## ELEVATION PATTERN



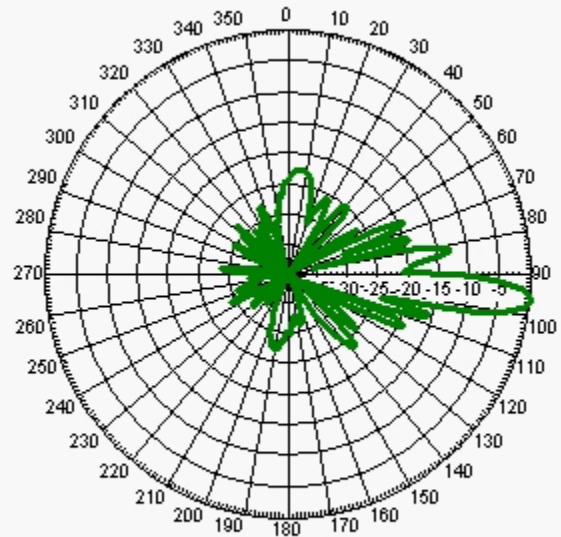
Freq: 1785 MHz, Tilt: 6



Freq: 1785 MHz, Tilt: 6



Freq: 1920 MHz, Tilt: 6



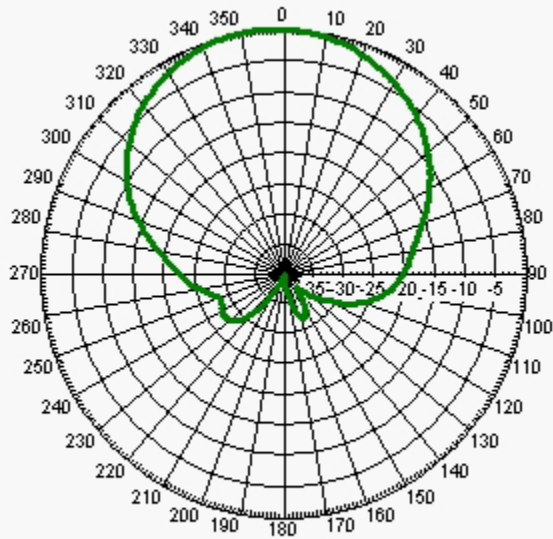
Freq: 1920 MHz, Tilt: 6



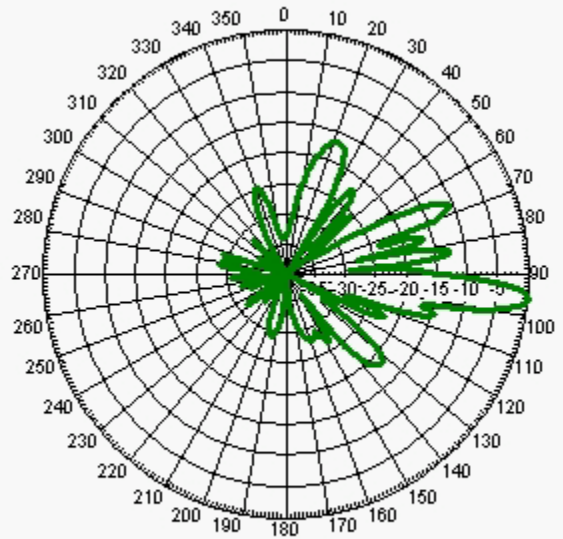
# UMWD-06516-6DH

DualPol® Antenna

**Decibel®**  
Base Station Antennas



Freq: 2110 MHz, Tilt: 6



Freq: 2110 MHz, Tilt: 6