



RR65-13-VDBL2

DualPol® Antenna

DualPol®


- Heavy Upper Sidelobe Suppression to minimize adjacent cell site interference
- Variable electrical downtilt to allow for adjusting coverage as needed
- Patented DualPol radiating element technology
- Stress free mechanical design for thermal expansion strain relief between radome and tray

ELECTRICAL

Frequency (MHz) :	806 - 941
Polarization :	±45°
Gain (dBd/dBi) :	13.3/15.4
Azimuth BW (Deg.):	65
Elevation BW (Deg.):	10.5
Beam Tilt (Deg.):	0-10
USLS* (dB) :	18
Front-To-Back Ratio* (dB) :	26
Isolation (dB) :	>28
VSWR :	<1.35:1
PIM3 @ 2 x 20w (dBc) :	-155
Max. Input Power (Watts) :	500
Impedance (Ohms) :	50
Lightning Protection :	Chassis

MECHANICAL

Weight :	11.5 kg (25.5 lb)
Dimensions (LxWxD) :	1,829 x 305 x 178 mm (72 x 12 x 7 in)
Max. Wind Area :	0.28 m ² (3 ft ²)
Max. Wind Load (@ 100 mph) :	760.1 N (170.9 lbf)
Max. Wind Speed :	209 km/h (130 mph)
Hardware Material :	Steel Zinc Plated
Connector Type :	7-16 DIN - Female (2, Back)
Color :	Off White
Standard Mounting Hardware :	MTG-P00-20S
Standard Downtilt Mounting Hardware :	MTG-D15-20S



RET Ordering Information

Field Installed:	RR65-13-VDBL2
Factory Installed COBRA:	RR65-13-VDBL2-R

Andrew Corporation
 2601 Telecom Parkway
 Richardson, Texas U.S.A 75082-3521
 Tel: 214.631.0310

Fax: 214.631.4706
 Toll Free Tel: 1.800.676.5342
 Fax: 1.800.229.4706
 www.andrew.com

* - Indicates Typical
 5/24/2007
 dbtech@andrew.com

Information correct at date of issue but may be subject to change without notice.

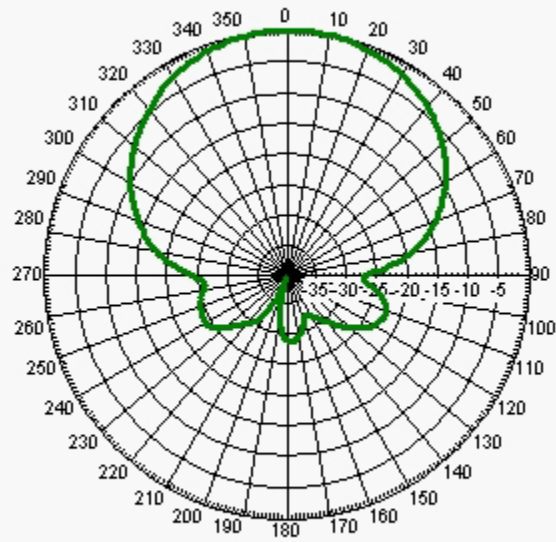


RR65-13-VDBL2

DualPol® Antenna

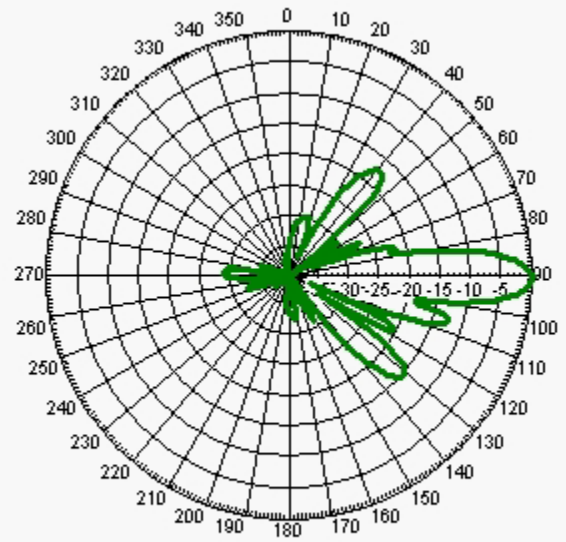
DualPol®

AZIMUTH PATTERN



Freq: 850 MHz, Tilt: 0

ELEVATION PATTERN



Freq: 850 MHz, Tilt: 0