



PCS-06515-0DH

Panel Antenna

Base Station Antenna

- State of the art air dielectric feed system
- No screws, welds, solder in critical RF feed path
- Exceptional low PIM results
- Lightweight, low profile for easy installation

ELECTRICAL

Frequency (MHz) :	1710 - 1880	1850 - 1990
Polarization :	Vertical	Vertical
Gain (dBd/dBi) :	15/17.1	15.2/17.3
Azimuth BW (Deg.):	65	65
Elevation BW (Deg.):	8	7.5
Beam Tilt (Deg.):	0	0
USLS* (dB) :	17	17
Front-To-Back Ratio* (dB) :	30	30
VSWR :	<1.4:1	<1.4:1
PIM3 @ 2 x 20w (dBc) :	-150	-150
Max. Input Power (Watts) :	250	250
Impedance (Ohms) :	50	50
Lightning Protection :	DC Ground	DC Ground

MECHANICAL

Weight :	5.4 kg (12 lb)
Dimensions (LxWxD) :	1,227 x 173 x 89 mm (48.3 x 6.8 x 3.5 in)
Max. Wind Area :	0.13 m ² (1.4 ft ²)
Max. Wind Load (@ 100 mph) :	351.3 N (79 lbf)
Max. Wind Speed :	241 km/h (150 mph)
Hardware Material :	Galvanized Steel
Connector Type :	7-16 DIN - Female (1, Bottom)
Color :	Off White
Standard Mounting Hardware :	602030A
WeatherShield™ Enclosure: (Must order separately)	AWE-A12





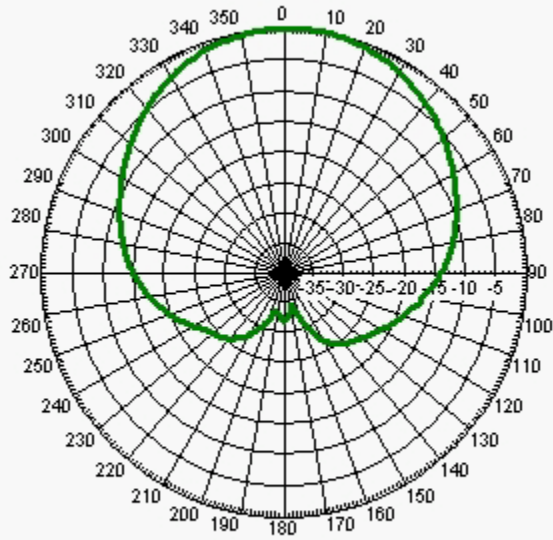
PCS-06515-0DH

Panel Antenna

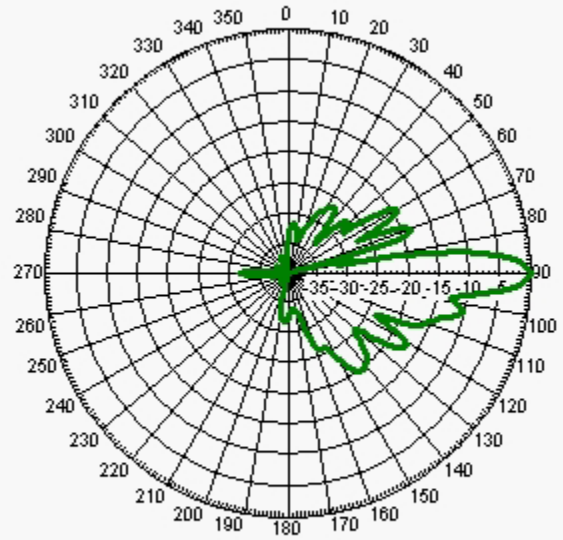
Base Station Antenna

AZIMUTH PATTERN

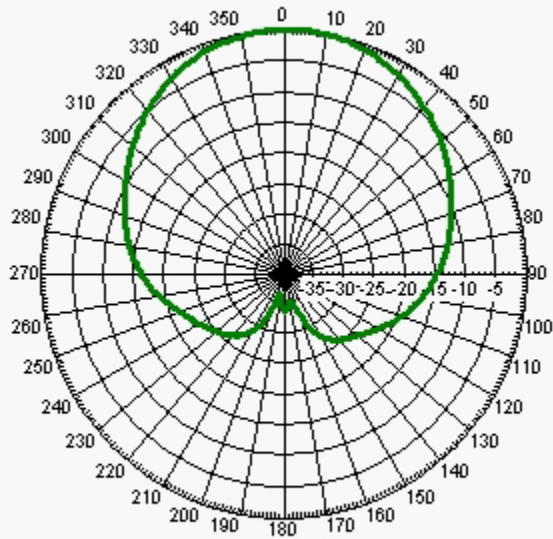
ELEVATION PATTERN



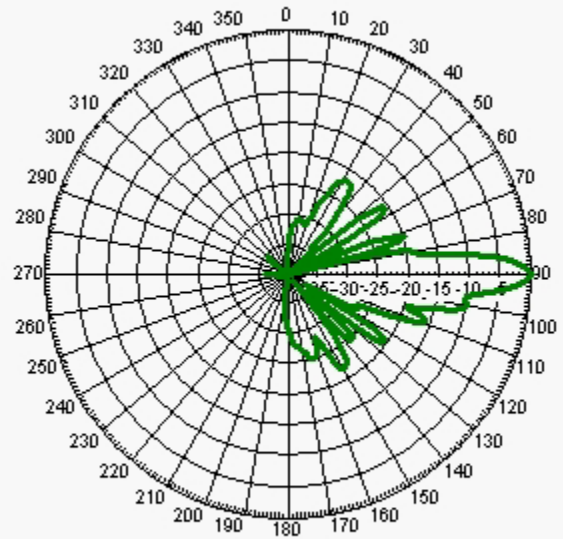
Freq: 1790 MHz, Tilt: 0



Freq: 1790 MHz, Tilt: 0



Freq: 1920 MHz, Tilt: 0



Freq: 1920 MHz, Tilt: 0