



LBX-3316DS-T0M

DualPol® Antenna

DualPol®

- State of the art air dielectric feed system.
- No screws, fasteners, welds or solder in RF path for exceptionally low PIM results.
- Narrow azimuth, ideal for corridor coverage or six sector solutions.
- Azimuth side-lobe suppression greater than 18 dB.

ELECTRICAL

Frequency (MHz) :	806 - 896	870 - 960
Polarization :	±45°	±45°
Gain (dBd/dBi) :	15.8/17.9	16.3/18.4
Azimuth BW (Deg.):	33.5	32.5
Elevation BW (Deg.):	16.2	15.4
Beam Tilt (Deg.):	0	0
USLS* (dB) :	18	18
Front-To-Back Ratio* (dB) :	35	38
Isolation (dB) :	>30	>30
VSWR :	<1.4:1	<1.4:1
PIM3 @ 2 x 20w (dBc) :	-150	-150
Max. Input Power (Watts) :	500	500
Impedance (Ohms) :	50	50
Lightning Protection :	DC Ground	DC Ground



MECHANICAL

Weight :	13.6 kg (30 lb)
Dimensions (LxWxD) :	1,306 x 592 x 180 mm (51.4 x 23.3 x 7.1 in)
Max. Wind Area :	0.36 m ² (3.9 ft ²)
Max. Wind Load (@ 100 mph) :	981.2 N (220.6 lbf)
Max. Wind Speed :	241 km/h (150 mph)
Hardware Material :	Galvanized Steel
Connector Type :	7-16 DIN - Female (2, Back)
Color :	Light Gray
Standard Mounting Hardware :	DB380
Standard Downtilt Mounting Hardware :	DB5083
WeatherShield™ Enclosure: (Must order separately)	AWE-A12



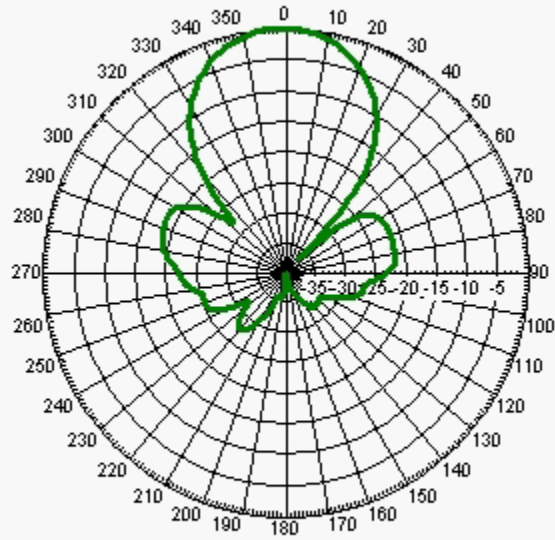
LBX-3316DS-T0M

DualPol® Antenna

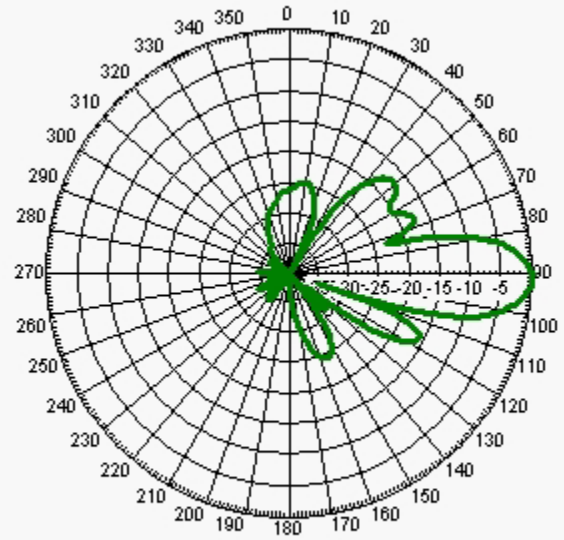
DualPol®

AZIMUTH PATTERN

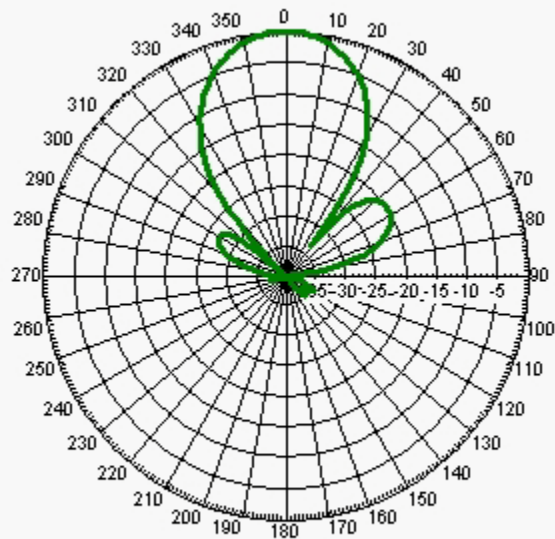
ELEVATION PATTERN



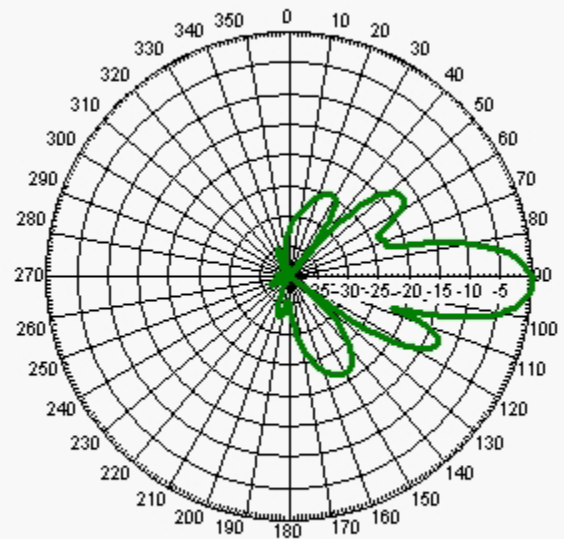
Freq: 850 MHz, Tilt: 0



Freq: 850 MHz, Tilt: 0



Freq: 940 MHz, Tilt: 0



Freq: 940 MHz, Tilt: 0