



HBX-6517DS-VTM

DualPol® Antenna

**DualPol®
Teletilt®**

- Superior azimuth tracking and pattern symmetry.
- Features field adjustable electrical down tilt.
- Rugged, reliable design with excellent PIM suppression.
- Fully compatible with Andrew Teletilt® remote antenna control system.

ELECTRICAL

Frequency (MHz) :	1710 - 1880	1850 - 1990	1920 - 2180
Polarization :	±45°	±45°	±45°
Gain (dBd/dBi) :	16.9/19	17/19.1	17.1/19.2
Azimuth BW (Deg.):	65	65	65
Elevation BW (Deg.):	5	4.7	4.4
Beam Tilt (Deg.):	0-6	0-6	0-6
USLS* (dB) :	18	18	18
Front-To-Back Ratio* (dB) :	30	30	30
Isolation (dB) :	>30	>30	>30
VSWR :	<1.4:1	<1.4:1	<1.4:1
PIM3 @ 2 x 20w (dBc) :	-153	-153	-153
Max. Input Power (Watts) :	250	250	250
Impedance (Ohms) :	50	50	50
Lightning Protection :	DC Ground	DC Ground	DC Ground

MECHANICAL

Weight :	8.4 kg (18.7 lb)
Dimensions (LxWxD) :	1,902 x 168 x 84 mm (74.9 x 6.6 x 3.3 in)
Max. Wind Area :	0.17 m ² (1.8 ft ²)
Max. Wind Load (@ 100 mph) :	453.7 N (102 lbf)
Max. Wind Speed :	241 km/h (150 mph)
Hardware Material :	Galvanized Steel
Connector Type :	7-16 DIN - Female (2, Bottom)
Color :	Light Gray
Standard Mounting Hardware :	602030A



RET Ordering Information

Field Installed:	HBX-6517DS-VTM
Factory Installed, ATM200 Series:	HBX-6517DS-R2M

Andrew Corporation
2601 Telecom Parkway
Richardson, Texas U.S.A 75082-3521
Tel: 214.631.0310

Fax: 214.631.4706
Toll Free Tel: 1.800.676.5342
Fax: 1.800.229.4706
www.andrew.com

* - Indicates Typical
6/11/2007
dbtech@andrew.com

Information correct at date of issue but may be subject to change without notice.



HBX-6517DS-VTM

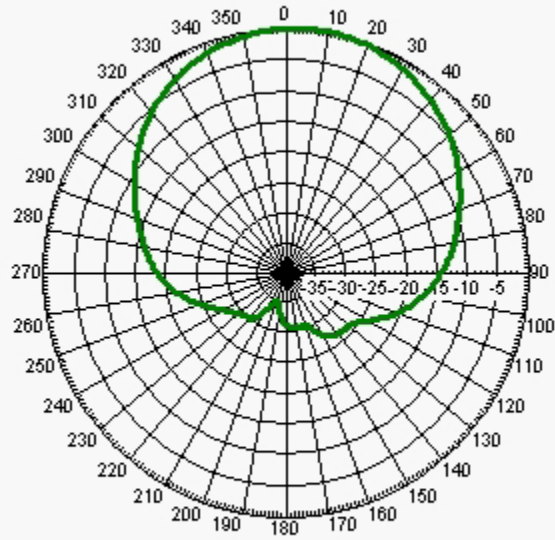
DualPol® Antenna

DualPol®

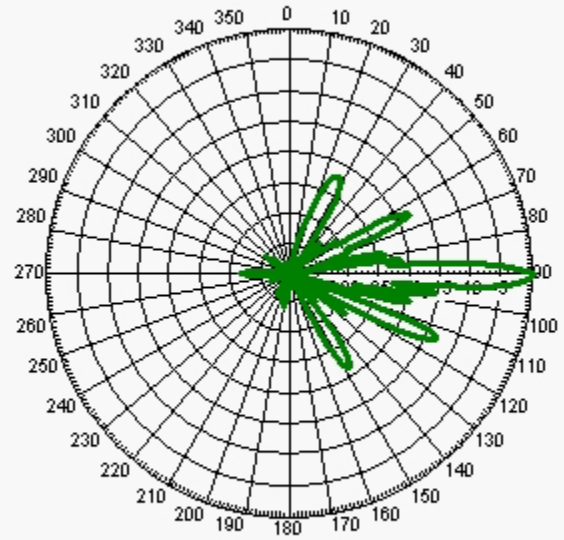
Teletilt®

AZIMUTH PATTERN

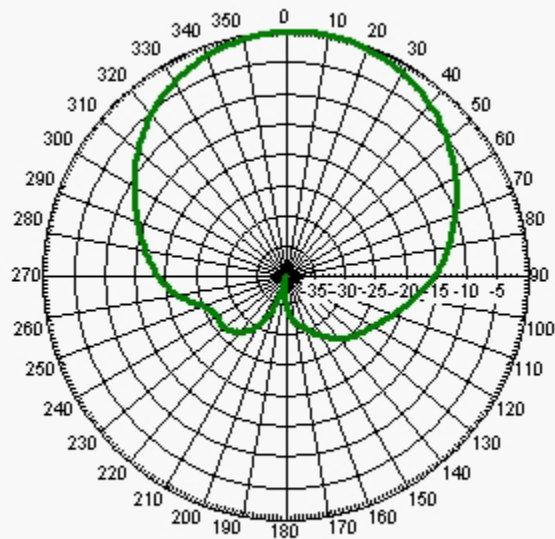
ELEVATION PATTERN



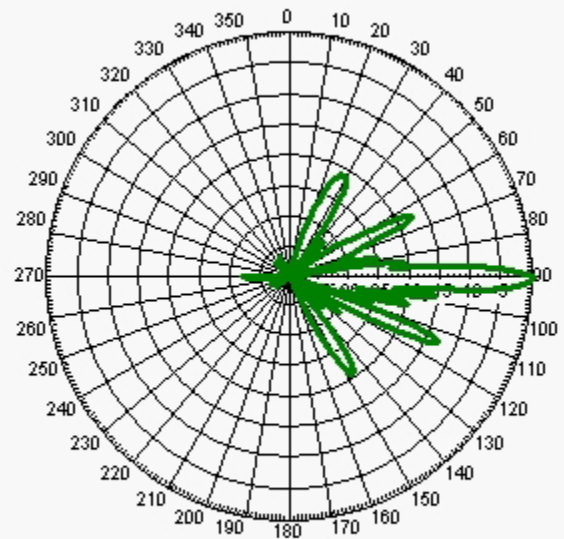
Freq: 1785 MHz, Tilt: 0



Freq: 1785 MHz, Tilt: 0



Freq: 1910 MHz, Tilt: 0



Freq: 1910 MHz, Tilt: 0

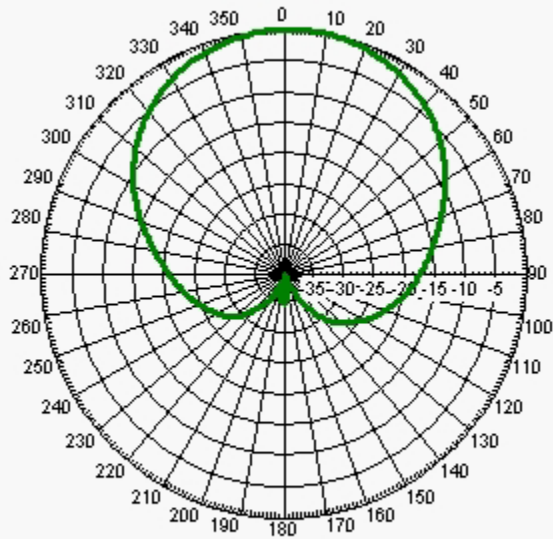


HBX-6517DS-VTM

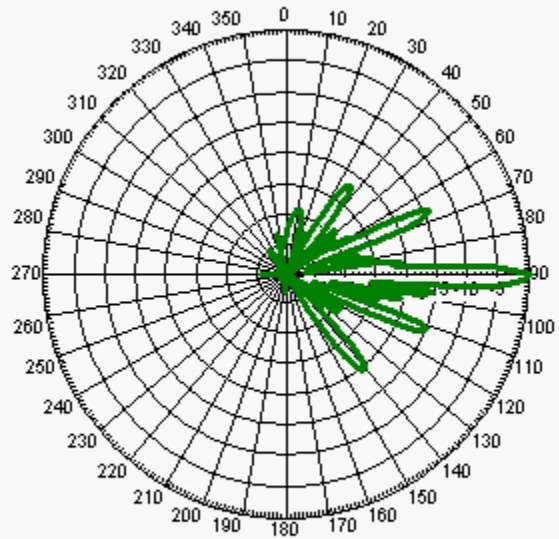
DualPol® Antenna

DualPol®

Teletilt®



Freq: 2110 MHz, Tilt: 0



Freq: 2110 MHz, Tilt: 0