





### 14.4 - 15.35 GHz

**Antenna Inputs.** All antenna VSWR values are specified with PDR flange. Other optional flanges may result in equal or slightly higher VSWR. Contact Andrew for details.

**Pressurization.** Feeds are pressurizable to 10 lb/in<sup>2</sup> (70 kPa).

**ValuLine® Antennas.** See page 127.




Type Number	Diameter ft (m)	RPE Number(s)	Regulatory Compliance						Gain, dBi	Beamwidth Degrees	Cross Pol. Disc., dB	F/B Ratio dB	VSWR max. (R.L., dB)	
			101	U.S. FCC 74	78	ETSI Class	ETSI Gain	Low						Mid-Band
<b>HSX</b>		<b>High Performance Antennas – Dual Polarized</b> Antenna Input: UG-541A/U												
<b>HSX4-144</b>	4 (1.2)	1206 1208	–	–	–	2	2	42.5	42.7	43.0	1.2	40	68	1.10 (26.4)
<b>HSX6-144</b>	6 (1.8)	1210 1212	–	–	–	2	2	46.0	46.3	46.5	0.8	40	75	1.10 (26.4)
<b>HSX8-144</b>	8 (2.4)	1214 1216	–	–	–	2	2	48.5	48.8	49.1	0.6	40	76	1.10 (26.4)
<b>HSX10-144</b>	10 (3.0)	1218 1220	–	–	–	2	2	50.2	50.5	50.8	0.5	40	76	1.10 (26.4)
<b>PX P</b>		<b>Standard Antennas – Dual Polarized</b> Antenna Inputs: UG-541A/U and PDR140												
<b>PX4-144</b>	4 (1.2)	1565	–	–	–	–	–	42.3	42.5	42.8	1.2	30	48	1.10 (26.4)
<b>PX6-144</b>	6 (1.8)	1567	–	–	–	1	2	45.8	46.1	46.3	0.8	30	55	1.10 (26.4)
<b>PX8-144</b>	8 (2.4)	1569	–	–	–	–	–	48.3	48.6	48.9	0.6	30	57	1.10 (26.4)
<b>PX10-144</b>	10 (3.0)	1571	–	–	–	–	–	50.2	50.5	50.8	0.5	30	58	1.10 (26.4)
		<b>Standard Antennas – Single Polarized</b> Antenna Inputs: UG-541A/U and PDR140												
<b>P8-144</b>	8 (2.4)	1505	–	–	–	1	2	48.3	48.6	48.9	0.6	30	57	1.10 (26.4)
<b>P10-144</b>	10 (3.0)	1507	–	–	–	–	–	50.2	50.5	50.8	0.5	30	58	1.10 (26.4)

### 17.7 - 19.7 GHz

**Antenna Inputs.** All antenna VSWR values are specified with PDR flange. Other optional flanges may result in equal or slightly higher VSWR. Contact Andrew for details.

**Pressurization.** Feeds are pressurizable to 10 lb/in<sup>2</sup> (70 kPa).

**ValuLine® Antennas.** See page 127.

Type Number	Diameter ft (m)	RPE Number(s)	Regulatory Compliance						Gain, dBi	Beamwidth Degrees	Cross Pol. Disc., dB	F/B Ratio dB	VSWR max. (R.L., dB)	
			101	U.S. FCC 74	78	ETSI Class	ETSI Gain	Low						Mid-Band
<b>HSX</b>		<b>High Performance Antennas- Super High Cross Polarization Discrimination – Dual Polarized</b> Antenna Inputs: UG-595/U and PBR220												
<b>HSX1-180</b>	1 (0.3)	2050 2051	–	–	–	2	2	32.4	33.0	33.5	3.6	34	60	1.135 (24.0)
<b>HSX2-180</b>	2 (0.6)	2052 2053	A	A	A	2	2	38.0	38.4	38.8	1.9	36	64	1.135 (24.0)
<b>HSX4-180</b>	4 (1.2)	2055 2054	A	A	A	2	2	44.0	44.4	44.8	1.0	36	67	1.135 (24.0)
<b>HSX6-180</b>	6 (1.8)	2057 2056	A	A	A	2	2	47.5	48.0	48.4	0.7	36	72	1.135 (24.0)
<b>HP</b>		<b>High Performance Antennas – Single Polarized</b> Antenna Inputs: UG-595/U and PBR220												
<b>HP8-180</b>	8 (2.4)	3983	A	A	A	2	2	50.2	50.7	51.2	0.5	30	72	1.15 (23.1)
<b>P</b>		<b>Standard Antennas – Single Polarized</b> Antenna Inputs: UG-595/U and PBR220												
<b>P8-180</b>	8 (2.4)	4058	B	B	B	1	2	50.2	50.7	51.2	0.5	30	59	1.15 (23.1)

Reference ETSI Document EN300833 for 3 to 60 GHz